

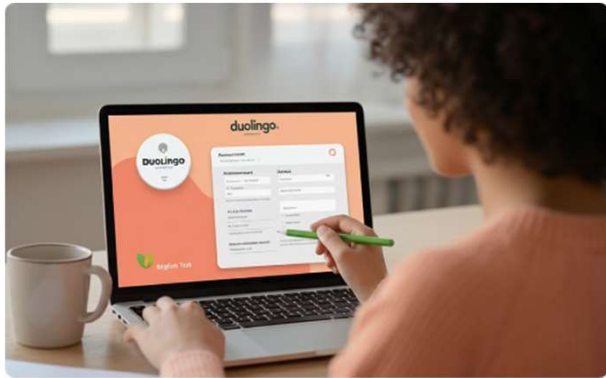
Duolingo Exam: Your Ticket to Global Education

The Duolingo English Test is a convenient and affordable way to demonstrate your English language proficiency for studying abroad. It is widely accepted by universities and colleges worldwide, offering a flexible alternative to traditional paper-based tests like the TOEFL or IELTS.

The Duolingo English Test is a computer-based exam that can be taken from the comfort of your home. It is available 24/7 and offers a fast turnaround time for results. The test is adaptive, meaning the difficulty of the questions adjusts to your performance. This makes it an effective assessment of your overall English ability.



What is the Duolingo English Test?




Online, Adaptable Assessment

The Duolingo English Test is a convenient and cost-effective online assessment that measures your English proficiency for academic and immigration purposes. It is a computer-adaptive test, meaning the difficulty of the questions adjusts based on your performance.



Flexible and Convenient

This test is flexible, allowing you to take it from the comfort of your own home or any location with a reliable internet connection. You can schedule your exam at your convenience, making it easier to fit into your busy schedule.



Fast and Reliable Results

Results are typically available within 48 hours of completing the test, providing a quick and efficient way to demonstrate your English language proficiency. This test is accepted by thousands of universities, colleges, and organisations worldwide.

Benefits of Taking the Exam

Global Recognition

The Duolingo English Test is widely accepted by universities and colleges around the world, including many institutions in the UK, USA, Canada, Finland, Australia and Europe. This recognition makes it a convenient and cost-effective option for students seeking admission to international universities.

Fast Results

Students receive their results within 48 hours of completing the exam. This allows them to quickly apply to universities and make informed decisions about their future. The fast turnaround time is a significant advantage over traditional paper-based tests.

Convenient and Flexible

The exam can be taken online from the comfort of your home, eliminating the need to travel to a testing centre. This offers flexibility and convenience, allowing students to take the exam at a time that suits their schedule.

Cost-Effective

The Duolingo English Test is significantly cheaper than other standardised English proficiency tests, making it a more affordable option for students. It is also a great option for students who are on a tight budget and may not be able to afford the high fees of other exams.

Duolingo Exam Format and Structure

1

Adaptive Testing

The Duolingo English Test is an adaptive test. This means the difficulty of the questions adjusts based on your performance. The test adapts to your abilities, making it a fair and accurate assessment.

2

Multiple Sections

The test is comprised of four sections: Reading Comprehension, Listening Comprehension, Writing, and Speaking. Each section assesses your English language proficiency in a specific skill. This comprehensive approach provides a well-rounded evaluation of your English language skills.

3

Timed Assessment

Each section has a time limit, and the overall test takes about an hour to complete. You will have a set amount of time to complete each question. The test is timed to ensure efficient assessment and to gauge your ability to work under pressure.

Duolingo Exam Sections Explained



Listening

This section tests your ability to understand spoken English. It involves listening to audio clips and answering questions about the content. You will hear various accents and topics, from everyday conversations to news reports.



Reading

The reading section evaluates your reading comprehension skills. You'll encounter various types of texts, such as articles, emails, and website excerpts. Questions focus on understanding the main idea, identifying key details, and making inferences.



Writing

This section assesses your written English skills. You'll be asked to write a short essay based on a given prompt. This section evaluates your grammar, vocabulary, and ability to express your ideas clearly and concisely.



Speaking

The speaking section allows you to demonstrate your spoken English proficiency. You'll be asked to respond to prompts by recording yourself speaking. This section assesses your pronunciation, fluency, and grammar.

Listening Comprehension Tips

Focus on Key Words

Pay close attention to key words and phrases in the audio. These words often provide important clues about the topic of the passage and the speaker's main points.

Look out for words like "however", "therefore", and "in contrast", as these signal shifts in meaning or direction.

Take Notes Strategically

As you listen, take brief notes on key points and supporting details. Try to summarise the main ideas in your own words. Focus on recording information that will help you answer the comprehension questions. It's better to jot down a few keywords than to try to transcribe the entire passage.

Practice Active Listening

Engage with the audio and try to anticipate what the speaker will say next. This will help you to stay focused and understand the context of the information. You can also try to predict the answers to the comprehension questions before you read them.

Reading Comprehension: Unlocking the Secrets

Active Reading Techniques

Active reading is essential for success in the Duolingo English Test. It involves engaging with the text, understanding its purpose, and identifying key information. This can be achieved through underlining key phrases, highlighting important details, and taking notes on the main ideas.

Practice with Diverse Texts

The Duolingo English Test features diverse text types, including articles, essays, and informational passages. Practice reading a variety of materials to get familiar with different writing styles, vocabulary, and sentence structures. Expose yourself to academic, journalistic, and literary texts to enhance your comprehension skills.

Writing Assessment: Crafting Effective Responses

Composing Clear and Concise Sentences

The Duolingo English Test assesses your ability to express your ideas clearly and concisely. Use correct grammar and punctuation. Avoid overly complex sentence structures. Focus on conveying your message effectively.

Developing a Coherent Essay

The writing section requires you to write a short essay on a given topic. Ensure your essay has a clear introduction, body paragraphs with supporting evidence, and a concluding paragraph. Use transitions to connect ideas and maintain a logical flow.

Speaking Evaluation: Ace Your Performance



Enunciation and Pronunciation

Speak clearly and pronounce words correctly. Practice speaking with a clear voice, avoiding mumbling or slurring. Use the microphone effectively, ensuring it's positioned properly.



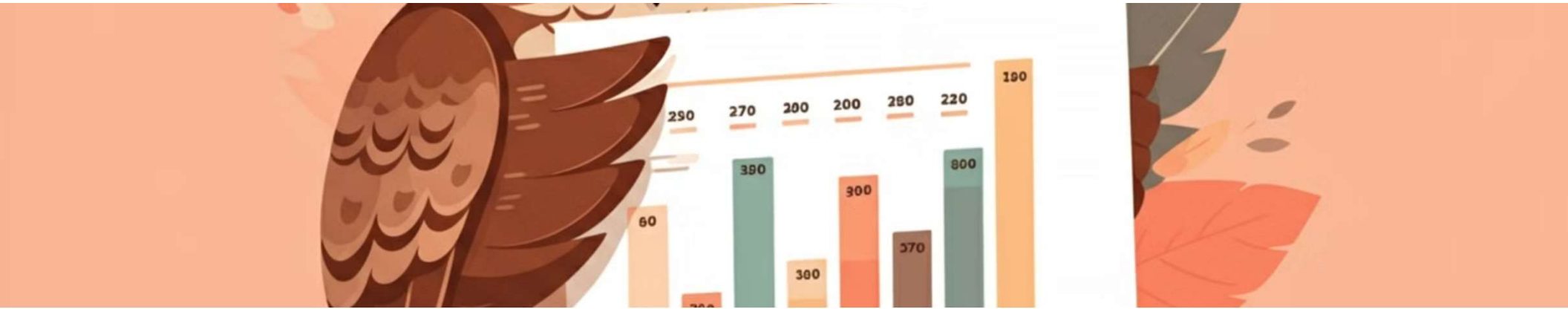
Fluency and Coherence

Speak fluently and coherently, avoiding long pauses or hesitations. Structure your answers logically, using connecting words and phrases to ensure smooth transitions.



Grammar and Vocabulary

Use correct grammar and appropriate vocabulary. Choose words that accurately convey your thoughts and ideas. Avoid using slang or informal language.



Understanding Duolingo Exam Scoring

The Duolingo English Test uses a score range of 10-170, with 10 being the lowest score and 170 being the highest. The score is a reflection of your overall English language proficiency, which is assessed across four core skills: reading, writing, listening, and speaking.

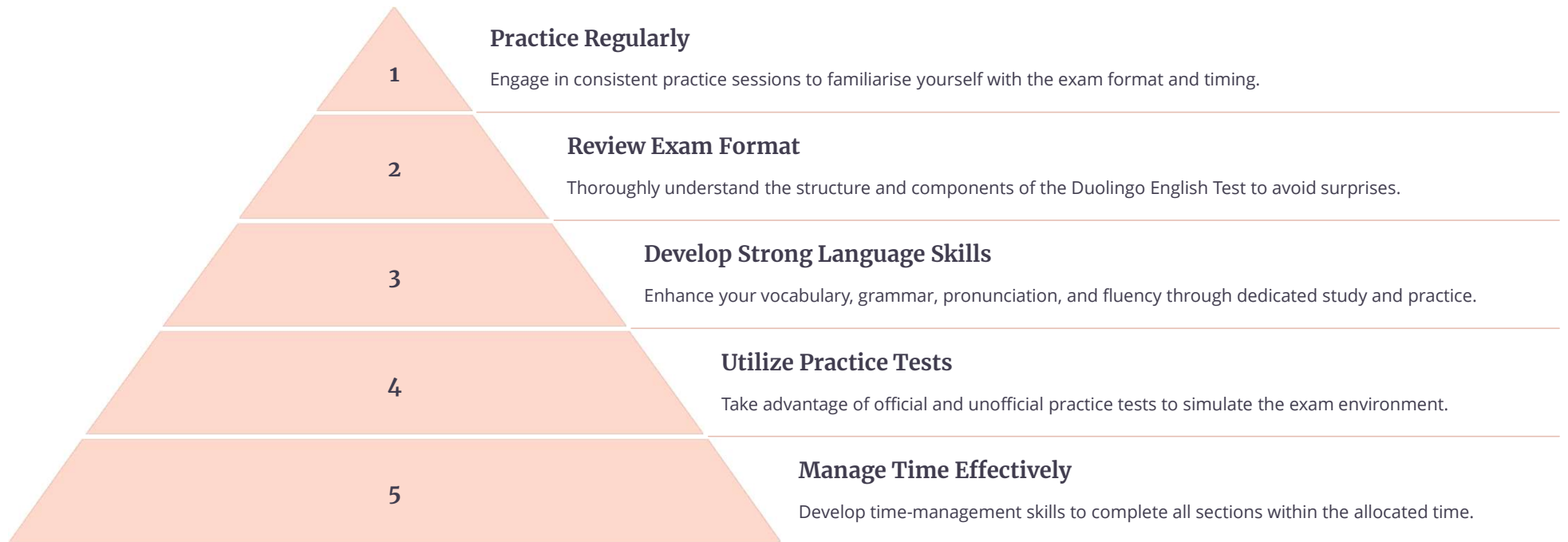
Each section of the test contributes equally to your final score. The test's algorithms analyse your performance on each section to determine your proficiency level in each skill. These scores are then combined to produce a single overall score, which is reported to the institutions you choose.

Duolingo Exam Scoring Scale Demystified

The Duolingo English Test is graded on a scale of 10-160, reflecting your proficiency in English. Your score report will break down your performance in each section - listening, reading, writing, and speaking - which are equally weighted. The higher your score, the greater your English proficiency and the more competitive you are for admission to universities and other institutions.

The Duolingo English Test is designed to measure your overall English language ability, covering all four key skills: listening, reading, writing, and speaking. The test is graded on a scale of 10-160, with 160 being the highest possible score. Your score reflects your proficiency in all four skills, demonstrating your readiness for academic or professional pursuits. The score report will break down your performance in each section, helping you understand your strengths and areas for improvement.

Preparing for the Duolingo Exam



Adequate preparation is crucial for success on the Duolingo English Test. Familiarising yourself with the exam structure, practicing regularly, and honing your language skills will significantly enhance your chances of achieving a favourable score.

Mastering Vocabulary and Grammar

Expand Your Vocabulary

A strong vocabulary is crucial for the Duolingo English Test. Learn new words and phrases regularly. Use flashcards, vocabulary apps, and online resources. Practise using these words in different contexts to improve understanding and recall.

Brush Up on Grammar

Solid grammar is essential for effective communication. Review essential grammar rules. Focus on areas where you struggle. Use grammar practice exercises and online tools to solidify your understanding.

Practice with Duolingo

The Duolingo platform offers excellent resources for vocabulary and grammar development. Utilise the free app and website to practise English skills. Familiarize yourself with the app's interface and question types.



Improving Pronunciation and Fluency



Practice Regularly

Engage in regular pronunciation drills and exercises. Aim for at least 30 minutes daily. Utilize online tools and resources like pronunciation dictionaries and apps.



Record Yourself

Record yourself speaking English and listen back critically. Pay attention to your intonation, stress, and rhythm. Identify areas needing improvement and address them through practice.



Speak with Native Speakers

Seek opportunities to converse with native English speakers. Join online language exchange platforms or find local conversation groups. Immerse yourself in the language to improve fluency.

Duolingo Exam Registration Process

1

Create an Account

To register for the Duolingo English Test, you must create an account on the Duolingo website. This will require you to provide some basic personal information, such as your name, email address, and date of birth.

2

Select Exam Date and Time

Once you have created an account, you can select your preferred exam date and time. The Duolingo English Test is administered online, so you can take it from the comfort of your home.

3

Pay the Exam Fee

The exam fee must be paid online using a credit card or debit card. Once you have paid the fee, you will receive a confirmation email with instructions on how to take the exam.

4

Download and Install the Exam Software

You must download and install the Duolingo English Test software on your computer before taking the exam. The software will be used to record your audio and video responses.

5

Take the Practice Test

It is highly recommended that you take the practice test before taking the actual exam. This will give you a better understanding of the exam format and the types of questions that you will be asked.

Exam Fees for Indian Students

The Duolingo English Test fee for Indian students is currently ₹4,999 (approximately \$63 USD). This fee covers all aspects of the exam, including the online test, score reporting, and access to your results.

Students can pay the exam fee online using various payment methods, including debit and credit cards, net banking, and e-wallets. The fee is non-refundable, even if you decide to cancel or reschedule your exam appointment.



Fee Waivers and Discounts for Indian Applicants

1. Fee Waivers

Duolingo offers fee waivers for Indian students facing financial hardship. They can apply for the fee waiver online. The eligibility criteria for fee waivers are based on financial need and academic performance. Applicants need to provide documentation supporting their claim.

2. Discounts

Duolingo may offer occasional discounts on the exam fee for Indian students. These discounts are often announced on the Duolingo website and social media channels. Students should check the website regularly for updates on any available discounts.

3. Group Discounts

Duolingo might offer group discounts for students who are taking the exam together. This can be an excellent option for students who are studying together or are part of an educational institution. Students should inquire about group discounts during the registration process.

Test Centre Locations in India



Locations

The Duolingo English Test is offered at numerous test centres across India. These centres are strategically located in major cities and towns, ensuring accessibility for students nationwide.



Scheduling

You can easily schedule your exam appointment at a convenient location by using the Duolingo English Test platform. Simply choose your preferred location and available time slot.

Scheduling Your Duolingo Exam Appointment

Once you have registered for the Duolingo English Test, it's time to schedule your exam appointment. This process is straightforward and can be completed online. Visit the official Duolingo English Test website and log in to your account. Navigate to the "Schedule Your Test" section and choose a suitable date and time that aligns with your availability.

The Duolingo English Test is offered on a daily basis, providing flexibility to choose a time slot that suits your schedule. Before confirming your appointment, review the test location and ensure it is convenient and accessible for you. You can also select your preferred language for the test interface during the scheduling process.

1

Log in

Access your Duolingo account

2

Select Date

Choose a suitable date

3

Pick Time

Select a convenient slot

4

Confirm

Review details before booking

After scheduling, you will receive a confirmation email with instructions on how to access the test platform on the day of your exam. Make sure to check your email regularly and mark the date and time of your exam in your calendar to avoid any missed appointments.

Dos and Don'ts on Exam Day

Dos

Arrive at the test centre 15 minutes early. Ensure you have a valid ID card for verification. Be familiar with the computer interface. Read instructions carefully before starting the exam.

Don'ts

Do not bring any prohibited items, like mobile phones or notes. Do not try to cheat, as this will lead to disqualification. Do not waste time on any one question. Move on if you're stuck.



Exam Day Checklist: Be Prepared



Technical Setup

Ensure your computer meets the minimum system requirements. Test your webcam, microphone, and internet connection. Download and install the Duolingo English Test app beforehand.



Identification Documents

Prepare your valid passport or other government-issued photo ID. Ensure your photo is clear and matches your appearance. Have your ID ready for verification before the exam.



Appropriate Attire

Wear comfortable clothing and avoid any jewellery or accessories that could obstruct your webcam. Ensure the room is quiet and free of distractions.



Essential Items

Bring a bottle of water and a light snack for energy. Have a timer set for each section to manage your time effectively. Check your email for any updates before the exam.

Receiving Your Duolingo Exam Results

1

Exam Result Delivery

Your Duolingo English Test results will be emailed to you within 48 hours of completing your exam. The email will contain a link to your score report, which can be accessed online.

2

Score Report Access

The score report will display your overall score, as well as your individual scores in each section of the exam: reading, listening, writing and speaking. You can share your score report with any universities or institutions you are applying to.

3

Score Report Validity

Your Duolingo English Test score is valid for two years from the date of your exam. You can retake the exam if you wish to improve your score.

Understanding Your Duolingo Exam Score Report

1. Score Breakdown

The report shows your overall score, along with individual scores for each section: reading, writing, listening, and speaking. You can see how you performed in each skill area and identify any areas that need improvement.

3. Score Interpretation

Each section is scored on a scale of 0-100. Your overall score is the average of your four section scores. The report also includes a breakdown of your score for each skill area. You can use this information to identify your strengths and weaknesses.

2. Score Validity

The Duolingo English Test score is valid for two years from the test date. This means you can use your score to apply to universities and other institutions within this timeframe. You can access your score report anytime online.

4. Score Sharing

You can share your score report with universities and other institutions by downloading a PDF copy or sharing a secure link to your report. You can also choose to share your score with specific institutions or organisations.

Utilizing Your Duolingo Exam Score

Submitting to Universities

Your Duolingo English Test score can be submitted to numerous universities worldwide, including many in the UK, USA, Canada, and Australia. The score is accepted as proof of your English language proficiency. Some institutions may have specific minimum score requirements for admission.

Visa Applications

Your score can be used for visa applications to various countries, including those that require an English language proficiency assessment. The Duolingo English Test score is accepted by many embassies and consulates for visa processing, eliminating the need for other standardized tests.

Duolingo Exam Validity and Retakes

Exam Validity

The Duolingo English Test score is valid for two years from the date of the exam. It can be submitted to various universities and colleges worldwide for admission purposes. The validity period is sufficient for students to complete their application process and receive an admission decision.

Retakes


If you are not satisfied with your Duolingo English Test score, you can retake the exam as many times as needed. You can schedule a retake after 24 hours of taking the previous exam. The score from your most recent exam will be the one reported to your chosen institutions.

Staying Up-to-Date with Duolingo Exam Updates



Regularly Check the Official Website

The Duolingo website is the primary source for all official information about the exam. Keep an eye out for announcements, changes to exam policies, or updates to the test format. This ensures you're always in the loop.



Subscribe to Updates and Notifications

Sign up for email alerts or notifications from Duolingo. This ensures you receive immediate updates about any changes, including new test dates, registration deadlines, or important exam-related news.